

4

3

2

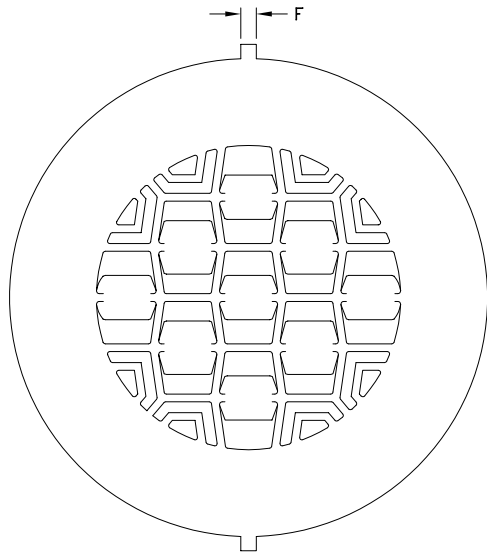
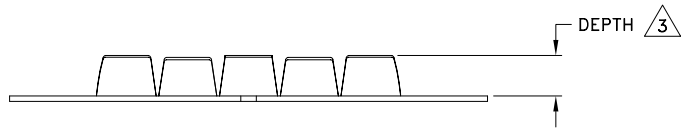
1

NOTICE OF PROPRIETARY RIGHTS

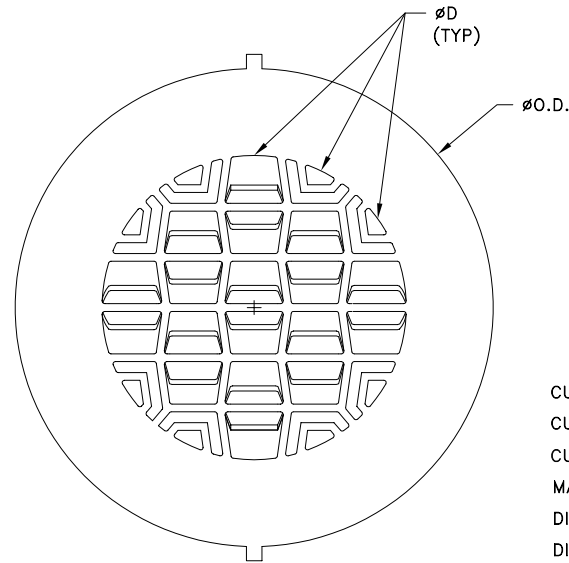
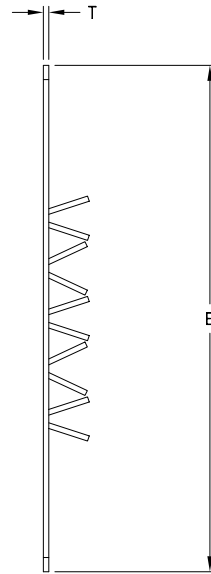
This document contains confidential technical data, including trade secrets and proprietary information which are the property of VORTAB Company and are protected by United States patents numbers 4,929,088 and 4,981,368. Disclosure of this data to you is expressly conditioned upon your assent that its use is limited to use within your company only (and does not include manufacture or processing uses). Any other use is strictly prohibited without the prior written consent of VORTAB Company.

P/N: VIP- - -

REVISIONS			
REV	DESCRIPTION	DATE	APPROVED



UPSTREAM VIEW




DOWNSTREAM VIEW

CUSTOMER : _____
 CUSTOMER PO #: _____
 CUSTOMER ORDER NO.: _____
 MATERIAL: _____
 DIAMETER (øD): _____
 DIAMETER (øOD): _____
 DIMENSION (E): _____
 DIMENSION (F): _____
 DIMENSION (T): _____
 DEPTH: _____
 WEIGHT: _____
 SERIAL NO.(S): _____
 TAG NO.(S): _____

OUTLINE/INSTALLATION DRAWING

- 3 MAXIMUM DEPTH IS APPROXIMATELY .135 X D.
 - 2. SEE INSTALLATION AND OPERATION MANUAL FOR ADDITIONAL INFORMATION AND INSTRUCTION.
 - 1. THIS DRAWING IS A REFERENCE DOCUMENT ONLY.
- NOTES: UNLESS OTHERWISE SPECIFIED

UNLESS OTHERWISE SPECIFIED DIMENSIONS ARE IN INCHES		CONTRACT NO.		 VORTAB COMPANY SAN MARCOS, CA 92078	
TOLERANCES		APPROVALS			
DECIMALS	ANGULAR	CONTRACT	DRAWN	TITLE VIP, VORTAB, FLANGE MOUNT,	
.X ±.1	±1/2°	QUAL	D. BITTLE 01/21/10		
.XX ±.03		MFG	ENGR	SIZE	CAGE CODE
.XXX ±.010		QA		C	64818
MATERIAL		DO NOT SCALE DRAWING		DWG NO.	REV
MACH SURFACE FINISH: 125 RMS	MACH RAD: .030	PARTS TO BE FREE OF BURRS & SHARP EDGES		004840	-
APPLICATION		SCALE		NONE	SHEET
THIRD ANGLE PROJECTION		1		1	OF 1

4

3

2

1